上海教育出版社

国家教材委员会专家委员会审核通过
2024

义务教育教科书

英语

ENGLISH

五年级

上册

上海教育出版社

上海教育出版社

上海教育出版社

义务教育教科书

英语

五年级
上册

主编　张春柏　施嘉平

上海教育出版社

上海教育出版社

上海教育出版社

主　　编：张春柏　施嘉平
分册主编：祁承辉
编写人员：傅　璟　陈一明　叶建军　朱　虹
　　孔　琦　曾　焕　陈　鹰　叶方兴

责任编辑：柯学星　施永琴
特约审读：戴嘉子
美术编辑：朱博韡
封面设计：郑　艺　朱博韡
版式设计：朱博韡　乐　观
部分插图绘制：顾依青

本册教材部分图片由图虫网图片库、视觉中国网图片库提供

义务教育教科书　英语　五年级　上册

版权所有・未经许可不得采用任何方式擅自复制或使用本产品任何部分・违者必究

上海教育出版社

致同学

亲爱的同学，你好！

升入五年级，你的英语学习又进入了一个新阶段。回想第一次翻开英语课本的情景，是不是觉得那已经是很久以前的事了？其实才只过了两年！你在英语学习方面已经有了坚实的基础，真为你骄傲！我们再一起来熟悉一下各个学习板块吧！

Big Question（大问题）：这是你要探究的问题。为了帮助你找到答案，课本里面有许多 Think 小图标，请你想一想并和同伴交流。在单元结束的时候，也许就得到了答案。

Get ready（热身准备）：听一听，做一做，你对“大问题”有哪些知识积累？

Explore（探索学习）：观察图片，听读故事，感受一下英语语言，完成后面的活动吧！

Communicate（交际活动）：（A）听一听，看看你能得到什么信息；（B）说一说，玩一玩，你可以像书上的小朋友一样表达呢；（C）写一写你的想法，必要时可以参考（B）的语言哦！

Extend*（拓展阅读）：这部分为选学内容。你可以自己听一听，读一读；你也可以跟着老师一起听读、讨论。怎么样，是不是对“大问题”有了新的认识？

如果把学习英语比作学习游泳，你现在的水平应该是会踩水和抬头换气了。这意味着你不会再呛水啦！

稍稍大着胆子，追着不断泛起、荡漾着的“涟漪”，继续努力向前吧！

上海教育出版社

Unit	Get ready	Explore
Big Question 1 What do we do at the weekend?		
1 Page 1	**Words:** go jogging, go fishing, do chores, watch TV, play with friends, have a picnic	**Reading: Weekend plans** **Sounds:** c, g **Grammar:** I am / He is / She is / We are going to ...
Big Question 2 How do we stay healthy?		
2 Page 13	**Words:** do exercise, eat healthy food, drink a lot of water, get enough sleep	**Reading: Healthy or not?** **Sounds:** th **Grammar:** What are you going to do? We are / I am going to ... What is he / she going to do? He / She is going to ...
Big Question 3 What do you know about different countries?		
3 Page 25	**Words:** China, France, UK, north, south, east, west	**Reading: Countries around the world** **Sound:** ss **Grammar:** China is in the east of Asia.
Big Question 4 What's interesting about holidays?		
4 Page 37	**Words:** mountain, cave, waterfall, hotel	**Reading: A holiday plan** **Sounds:** sh, ch **Grammar:** How will you ...? Where will you ...? What will you ...? I will ...
Big Question 5 What are living things?		
5 Page 49	**Words:** get sunlight, get food and water, grow, change, move	**Reading: Living and non-living things** **Sounds:** w, wh **Grammar:** and, or, but
Big Question 6 Why should we take care of the Earth?		
6 Page 61	**Words:** smoke, dirty, rubbish, recycle, reduce	**Reading: Natural resources** **Sounds:** ng, nk **Grammar:** We should ... We shouldn't ...
Big Question 7 How do we celebrate festivals?		
7 Page 73	**Words:** Spring Festival, Lantern Festival, Dragon Boat Festival, Mid-Autumn Festival	**Reading: Important festivals** **Sentence stress** **Grammar:** Time words for future (in one hour, next month, ...)
Big Question 8 How does music make us feel?		
8 Page 85	**Words:** fast, slow, excited, unhappy	**Reading: How music makes us feel** **Loss of plosion** **Grammar:** Review
Project 1 (Page 97)		Project 2 (Page 99)

上海教育出版社

上海教育出版社

Contents

Communicate	Extend *
Listening: Different weekend plans **Speaking:** Your weekend plan **Writing:** An email about your weekend plan	**Reading: A busy Sunday**
Listening: Health tips for children **Speaking:** A survey about living habits **Writing:** About your living habits	**Reading: Jim and Matt**
Listening: Travelling in different countries **Speaking:** A country you want to visit **Writing:** About a country	**Reading: Life in different countries**
Listening: A holiday plan to Sanya **Speaking:** Making a holiday plan **Writing:** Your holiday plan	**Reading: Holidays up high**
Listening: Things in the park **Speaking:** About living and non-living things **Writing:** About a living or non-living thing	**Reading: Living to non-living**
Listening: How Liu Xin's family help the river **Speaking:** A poster for "Help the Earth" **Writing:** About how to take care of the Earth	**Reading: A juice carton's journey**
Listening: Making festival cards **Speaking:** Your favourite festival **Writing:** A plan for a festival	**Reading: New Year's Day around the world**
Listening: Zhang Liang's favourite music **Speaking:** Music for different situations **Writing:** About music you will listen to on a trip	**Reading: Lisa's flute**
Unit checklist (Page 101)	Word list (Page 102)

* 选学内容

上海教育出版社

上海教育出版社

上海教育出版社

上海教育出版社

Unit 1

BIG QUESTION

What do we do at the weekend?

上海教育出版社

Get ready

Think What can we do at the weekend?

A Listen and say.

go jogging

go fishing

do chores

watch TV

play with friends

have a picnic

Learn

go jogging go fishing

B Think and complete.

C Read and write.

I'm Li Sha. Today is Saturday. I have a busy day. In the morning, I do chores with my family. I clean my bedroom and walk my dog. In the afternoon, I have a painting class. Then I play basketball with my friends. After dinner, I read a story to my brother.

In the morning: _____

_____

_____

I have a busy day.

In the afternoon: _____

_____

_____

In the evening: _____

_____

_____

D Circle these words in "Weekend plans" and guess.

early	catch

E Answer the question before you read.

What do you usually do at the weekend?

Unit 1

Explore

Weekend plans

People do fun activities at the weekend. What are these children going to do this weekend?

This weekend, I'm going to go jogging with my family in the park. We must get up early on Sunday morning and warm up. It's going to be fun!

Li Sha

Luo Jie

This weekend, my dad and I are going to go fishing at Blue Lake. I can't wait to catch more fish than my dad!

I'm going to have a picnic with my family this weekend. We can fly a kite in the park. Hurry up, Saturday!

Fang Xiao

Do you have any plans for the weekend?

can catch
go jog

What are these children's weekend plans?

A Think and tick (✓).

1 early

a

b

2 catch

a

b

B Read and complete.

Li Sha is going to go jogging with her family.

People do fun activities at the weekend.

_____

_____

_____

_____

C Read again and say.

Can you talk about the children's weekend plans?

Li Sha is going to go jogging with her family this weekend. They're going to get up early and warm up. ...

Think What is your plan for this weekend?

D Listen and chant.

We are happy at the weekend

It's the weekend. I'm so glad.
I'm going to go fishing with my dad.

It's the weekend. Mum's so happy.
She's going to draw a picture of our cat, Tabby.

It's the weekend. The weather is great.
We're going to go jogging on Sunday at eight.

Learn

I am going to go fishing this weekend.
He / She is going to play basketball this weekend.
We are going to have a picnic this weekend.

E Look and say.

Here are the weekend plans of Peter's family. Can you talk about their plans?

Our weekend plans

Dad and I: go fishing

Mum: watch TV

My sister: play with friends

Grandma: do gardening

Grandpa: do tai chi

Peter and his dad are going to go fishing this weekend.
...

Communicate

A Listen and number. Then say.

Weekend plans

What are the children's weekend plans?

Zhang Qi is going to have a picnic with his family this weekend.
Zhu Li is going to ...
...

How can you make your weekend special?

B Make and talk.

Can you make and share your weekend plan?

Monday	Tuesday	Wednesday	Thursday	Friday	Saturday	Sunday
September		1	2	3	4 Robot Day	5
6	7 No Socks Day	8	9	10 Teachers' Day	11	12 Museum Day
13	14	15	16	17	18 Jogging Day	19
20	21	22 Drawing Day	23	24	25	26 Piano Day
27	28 Story Day	29 School Open Day	30			

Fishing Day

Sweeping Day

?

Wow! Your weekend life looks fun. What's Robot Day?

On this day, I'm going to make a robot with my friends.

C Think and write.

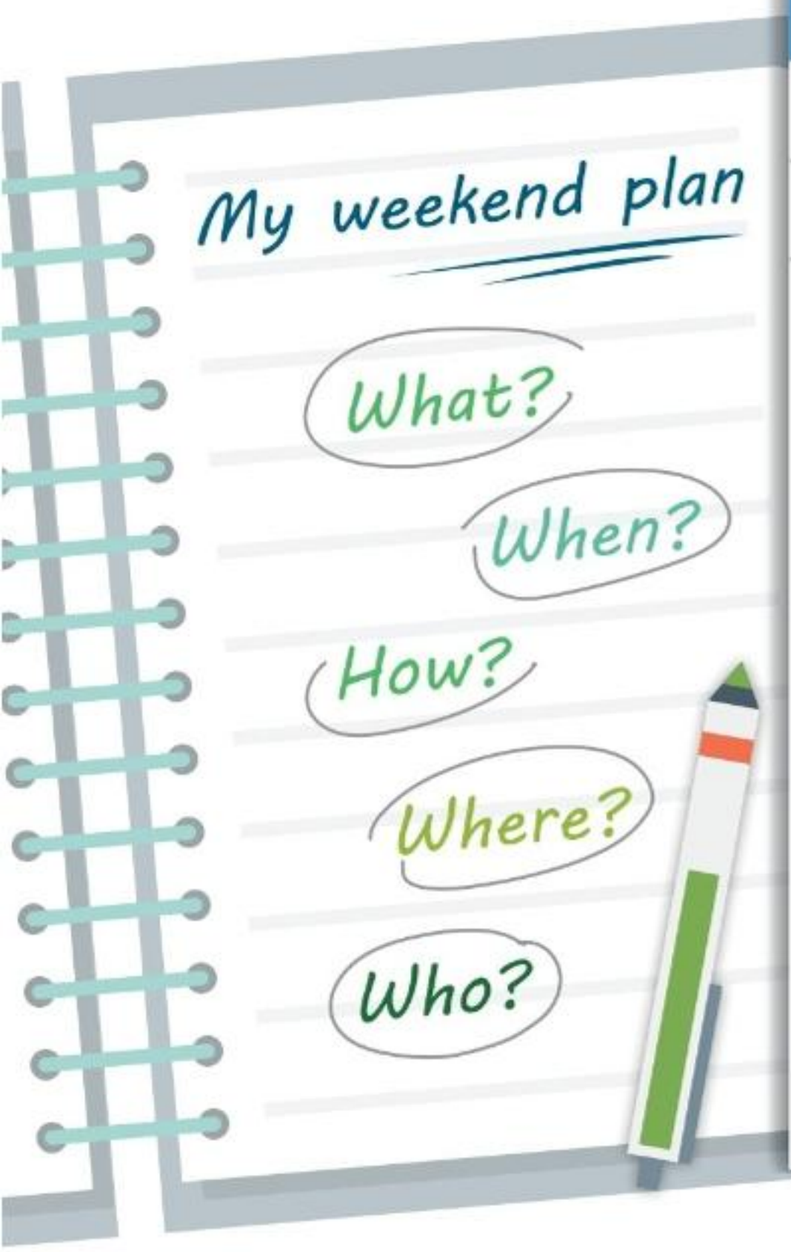

New Message

To: _____

Subject: Weekend plan

Dear _____,

How's everything going? I'm writing to tell you about _____

_____.

I'm going to _____ at the weekend.

I'm also going to _____

_____.

Can you write back to tell me about your weekend plan?

Best,

_____

SEND

Unit 1

Extend *

A busy Sunday

1 Dad: Today is a busy day! We're all going to do chores.

Mum: Xiaoliang, you're going to wash the dishes. Xiaoyue, you're going to dust the shelves. I'm going to clean the windows.

Dad: And I'm going to water the plants and walk the dog.

2 Xiaoliang: Why are you using a newspaper, Mum?

Mum: It makes the window shiny and clean!

Xiaoliang: That's amazing!

上海教育出版社

3 Xiaoyue: I can't do this. The dust is going everywhere!

Dad: Xiaoyue, use this.

Xiaoyue: Thanks, Dad.

4 Xiaoyue: Dad, when does a plant need water?

Dad: You must feel the soil. Does it feel dry?

Xiaoyue: Yes, it does!

Dad: Then it needs water.

5 Dad: Now where's the lead?

Xiaoyue: Look, Dad!

Dad: Clever dog! Bye!

Xiaoyue: Bye!

上海教育出版社

Read, match and say.

1

2

3

4

a

b

c

d

e

Dad waters the plants.
He also ...

Think Do you do chores at the weekend? What do you usually do?

Think more about the
Big Question

上海教育出版社

Unit 2

BIG QUESTION

How do we stay healthy?

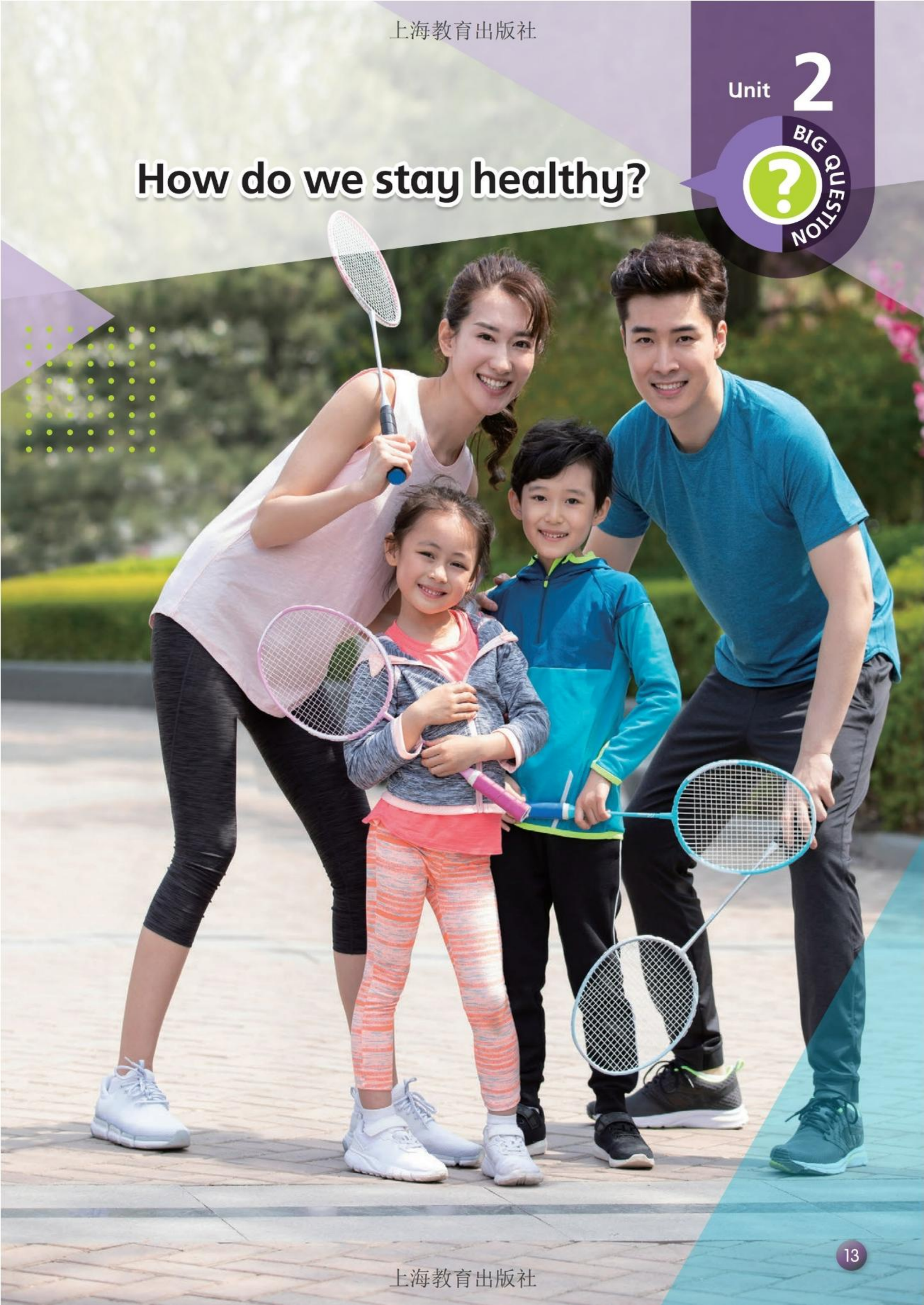

上海教育出版社

Get ready

Think What living habits are good for us?

A Listen and say.

do exercise

eat healthy food

drink a lot of water

get enough sleep

B Think and write.

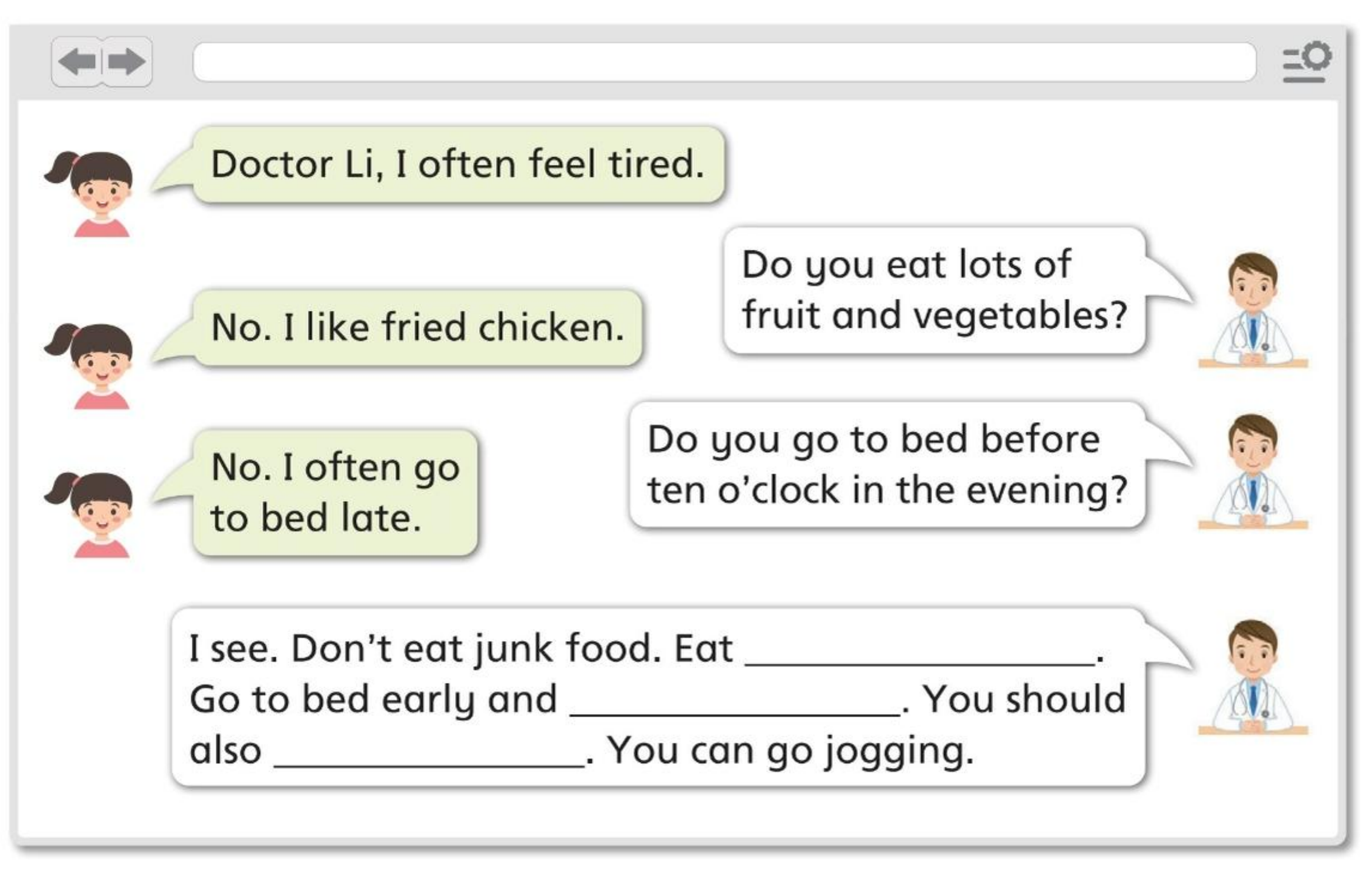

C Read and ask questions.

Do you have a healthy body?
Exercise and good food make your body healthy.

Exercise gives you a strong body.
You can walk to school or ride a bike.
You can go to the park and play.

Fruit and vegetables are good for your health. It's good to eat meat and fish too.
You should also drink milk every day.

1 How does exercise make our bodies healthy?

2 _____

D Answer the question before you read.

What healthy habits do you have?

Healthy or not?

上海教育出版社

Unit 2

Explore

Healthy or not?

Tingting: Look at this poster, Xiaowen. It's about healthy habits.

Xiaowen: Cool. Let's see. How much water do you drink every day, Tingting?

Tingting: I drink very little water. I need to drink more.

Xiaowen: Me too.

Tingting: Xiaowen, we eat too much junk food! We must eat less.

Xiaowen: That's hard! But we can try.

Tingting: I think I get enough exercise. I do a lot of sport.

Xiaowen: I need to do more exercise.

上海教育出版社

Tingting: Let's go to the park.

Xiaowen: Great! We can lie on the grass and enjoy the sun.

Tingting: Uh … No. We're going for a run.

Xiaowen: I'm tired! I'm going home for dinner.

Tingting: Me too. What are you going to eat?

Xiaowen: I'm going to eat some tomatoes and carrots with rice.

Tingting: That's nice. I'm going to eat some healthy food too.

A Think and write.

Write three questions about the text and answer them.

Question	Answer
Does Tingting drink a lot of water?	

B Read again and talk.

What are Tingting and Xiaowen going to do to stay healthy?

Tingting is going to drink more water. She's going to ... Xiaowen is going to ...

Do you think your living habits are healthy? Why or why not?

C Listen and chant.

I'm going to stay healthy!

Are you going to stay healthy?
What are you going to do?
I'm going to eat fruit and vegetables
And get enough sleep too.

We're going to look after our bodies.
We're going to cycle in the sun.
We're going to stay healthy together
Because that will make it more fun!

Learn

What are you going to do?
We are / I am going to eat healthy food.

What is he / she going to do?
He / She is going to do more exercise.

D Ask and answer.

My health plan

by Xiaowen

- play ping-pong on Monday afternoons
- walk to school
- go to bed before 10 p.m.
- eat more fruit and vegetables

What is Xiaowen going to do to stay healthy?

She's going to ...

A Listen and circle. Then say.

Health tips for children

by Doctor Li

1 Do half an hour / an hour of exercise every day.

2 Don't play on the computer / play with friends all day.

3 Eat fruit and vegetables / meat and noodles every day.

Don't eat unhealthy food too often, or you may get ill.

4 Drink six / eight glasses of water every day.

5 Milk / Juice is good for you too.

6 Get 6–8 / 8–10 hours of sleep a night.

What are some of Doctor Li's health tips?

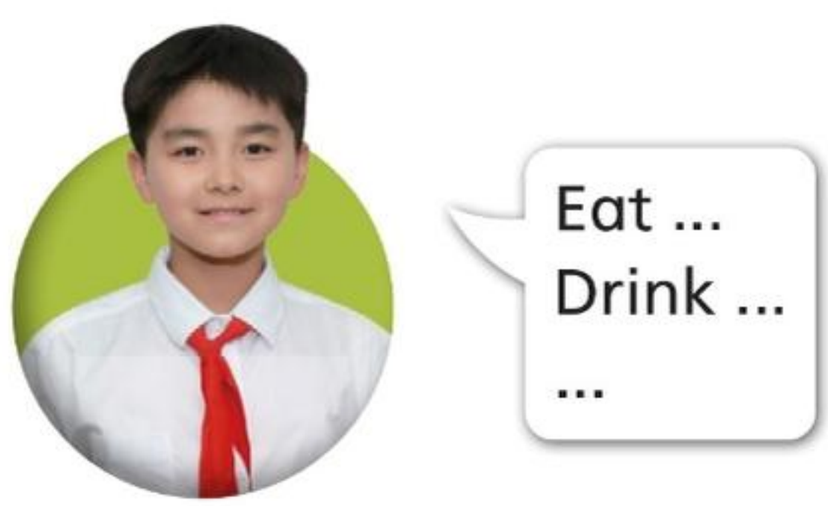

Think Do you have any health tips? What are they?

B Do a survey.

To stay healthy, I ...

- ☐ 1 do exercise every day
- ☐ 2 play with friends
- ☐ 3 eat healthy food
- ☐ 4 have breakfast every morning
- ☐ 5 do not eat junk food
- ☐ 6 drink a lot of water every day
- ☐ 7 get enough sleep
- ☐ 8 do not play on the computer all day

0–3 tick(s):
You don't have many healthy habits.

4–6 ticks:
You have some healthy habits.

7–8 ticks:
You have many healthy habits. Well done!

How many ticks do you have?

I have ... tick(s).

What are you going to do?

I'm going to ...

C Think and write.

My health plan

Health is important.

I _____.

I _____.

But I don't _____.

I'm going to _____.

I'm going to _____.

_____

Unit 2

Extend *

Jim and Matt

1

Jim and Matt live in a small hole in the wall. Jim eats healthy food and does some exercise every day. He is strong and healthy. Matt always eats too much. He never does any exercise. He is fat and not healthy.

2



Matt eats more and more. He still does not do any exercise. Jim talks to him. But Matt does not listen.

3

One day, Jim and Matt are in the kitchen. A cat comes. Jim runs into the hole in the wall. He is safe there.

4

Matt runs to the hole too, but he cannot run fast. What happens next?

Think and write.

What happens to Matt in the end?

Ending 1	
Luckily, Matt runs into the hole.	
Jim:	You should _____ _____
Matt:	_____ _____

Ending 2	
_____	
Jim:	My poor brother!

Think What will happen to us if we don't keep healthy habits?

Think more about the
Big Question

Unit 3

BIG QUESTION

What do you know about different countries?

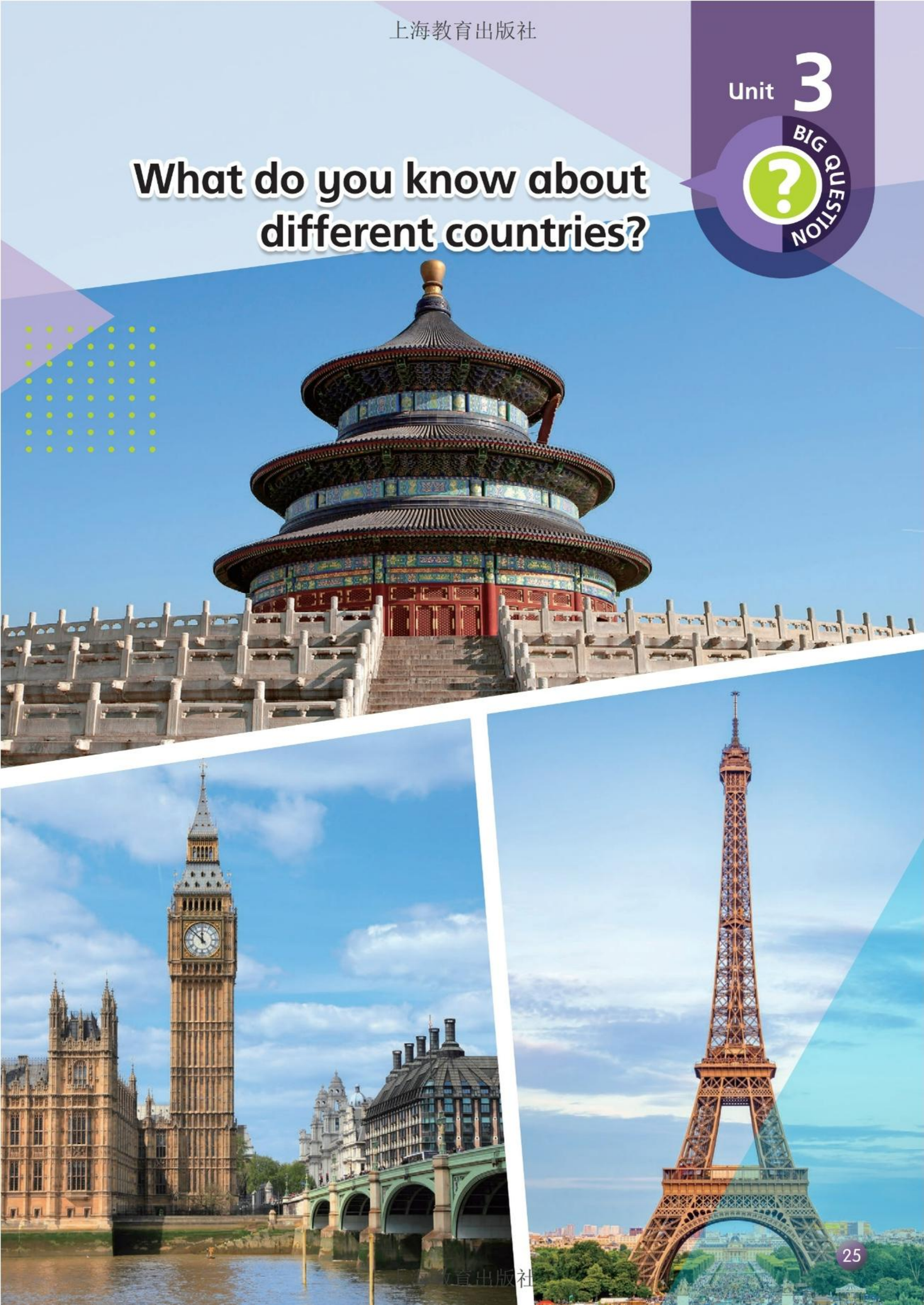

Unit 3

Get ready

Think What countries do you know?

A Listen and say.

China

France

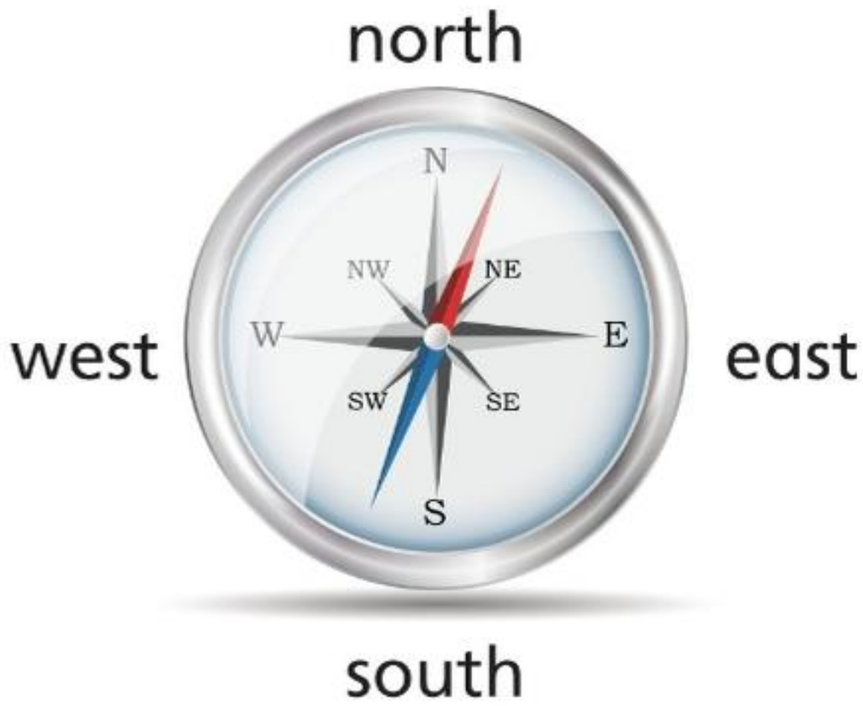

UK

B Look and complete.

POSTCARD

Hi, Li Wei!
I hope you like this postcard from Paris in _____. This is a picture of the Eiffel Tower.

Peter

Li Wei
No. xx Huafeng Road
Chengdu, Sichuan
China

POSTCARD

Hi, Li Wei!
Do you know this place? This is Big Ben in the _____.

Tina

Li Wei
No. xx Huafeng Road
Chengdu, Sichuan
China

C Read and complete.

Two cities in different countries

Venice

Venice is a city in Italy. It is by the sea. There are many bridges in Venice, but no roads. People get around on foot or by boat on the water.

Suzhou

Suzhou is a city in China. Like Venice, it has many bridges. There are beautiful gardens too. Suzhou has both old and new buildings.

	Venice	Suzhou
Where is it?		
What's fun about it?		

D Circle these words in "Countries around the world" and guess.

capital	popular

E Answer the question before you read.

What do you know about our country?



Unit 3

Explore

Countries around the world

China is in the east of Asia. Beijing is the capital of China. You can find museums, palaces and parks there. Most tourists like visiting these places. They like visiting the Great Wall too. People in Beijing love eating Beijing roast duck.

The UK is in the northwest of Europe. London is the capital of the UK. In London, you can find many museums and old buildings. Tourists like walking across Tower Bridge and visiting the British Museum. Fish and chips is popular in London.

France is in the west of Europe. Paris is the capital of France. In Paris, you can find many museums. Tourists like visiting the Louvre Museum and the Eiffel Tower. Bread and wine are popular in Paris.

across

What can you learn about these countries?

A Read and choose.

1 Which city is the _____ of France?

2 Ping-pong is a _____ sport in our city.

a popular

b capital

B Read and complete.

Country	Where	Capital	Things to do	Popular food
China	in the east of Asia	Beijing	visit museums, palaces and parks; visit the Great Wall	Beijing roast duck
UK				
France				

C Read again and say.

China / ... is in the ... of ...
... is the capital of ...
Tourists can visit ... there.
... is / are popular there.

Think What do you know about other countries?

D Listen and chant.

Where would you like to go?

In the north of China is Beijing.
In the south is Nanning.
Shanghai is in the east.
Lhasa is in the west.
Where would you like to go?

India is in Asia.
Japan is in Asia too.
France is in Europe.
The UK is in Europe too.
Where would you like to go?

Learn

China is in the east of Asia.
Beijing is in the north of China.

E Look and say.

east of Asia

south of Europe

east of Asia

north of North America

This is … It's in the …

Communicate

A Listen, write and tick. Then say.

Travelling in different countries

To-do list

Where to go: Harbin, in the northeast of _____

What to do:

- ☐ go skiing
- ☐ visit the Ice and Snow World
- ☐ go shopping
- ☐ see the tigers at the Northeast Tiger Forest Park

by Tina

To-do list

Where to go: _____, the _____ of the UK

What to do:

- ☐ visit the British Museum
- ☐ visit Tower Bridge
- ☐ eat fish and chips
- ☐ see Big Ben

by Li Wei

Li Wei / Tina wants to go to … It's …
He / She wants to …

Think What countries do you want to visit? Why?

B Complete and talk.

Country	Where	What to do

Which country do you want to visit? Where is it?

What do you want to do there?

I want to visit ... It's in ...

I want to ... I also ...

C Think and write.

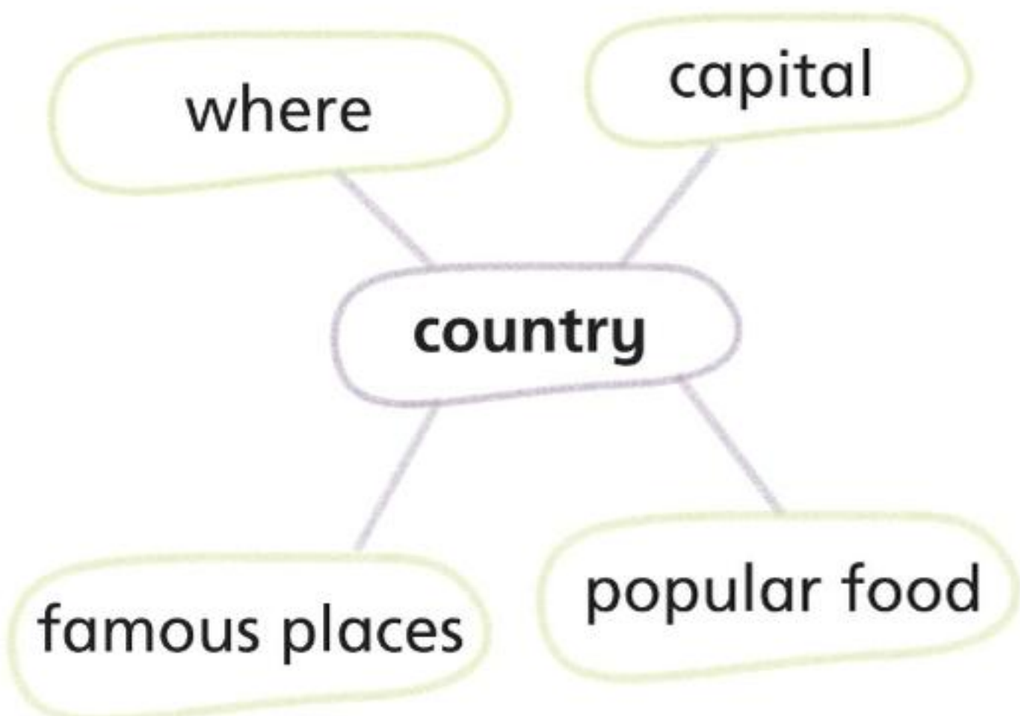

I want to visit _____

I want to visit _____.

It is _____.

_____ is the capital of _____.

In _____, people can _____

_____.

_____

Unit 3

Extend *

Life in different countries

To	Adam
Subject	Life in Chengdu

Hi!

My name is Li Wei. I'm 12 years old. I'm from China.

I live in Chengdu. It's in the southwest of China. There are lots of things to do here. We like going to the teahouses. We sometimes go to see the pandas at the panda base. We love the cute pandas.

I'm in Grade Five. There's a Sichuan Opera club in our school. I learn Sichuan Opera in the club after school. My sister and I love hot pot.

Please write and tell me about yourself.

Yours,
Li Wei

SEND

To	Li Wei
Subject	Life in Vancouver

Hello!

My name is Adam and I'm from Canada. I'm 11 years old.

I live in Vancouver. It's in the west of Canada. There are mountains near here. We often go skiing there in winter.

I'm in Grade Six. I like hockey.
I often watch it on TV. Sometimes my parents and I go to a game together. My favourite food is pancakes.

Yours,
Adam



SEND

Read and write.

	Li Wei	Adam
Age	12	
Country		Canada
Things they like to do		go skiing, watch hockey on TV, go to a hockey game
Favourite food		

How are people's daily lives different in different countries?

Think more about the
Big Question

What do you know about different countries?

There are great places to visit in different countries.

Life is different in different countries.

...

上海教育出版社

Unit 4

BIG QUESTION

What's interesting about holidays?

上海教育出版社

Unit 4

Get ready

Think Where do you often go on holiday?

A Listen and say.

mountain

cave

waterfall

hotel

B Look and complete.

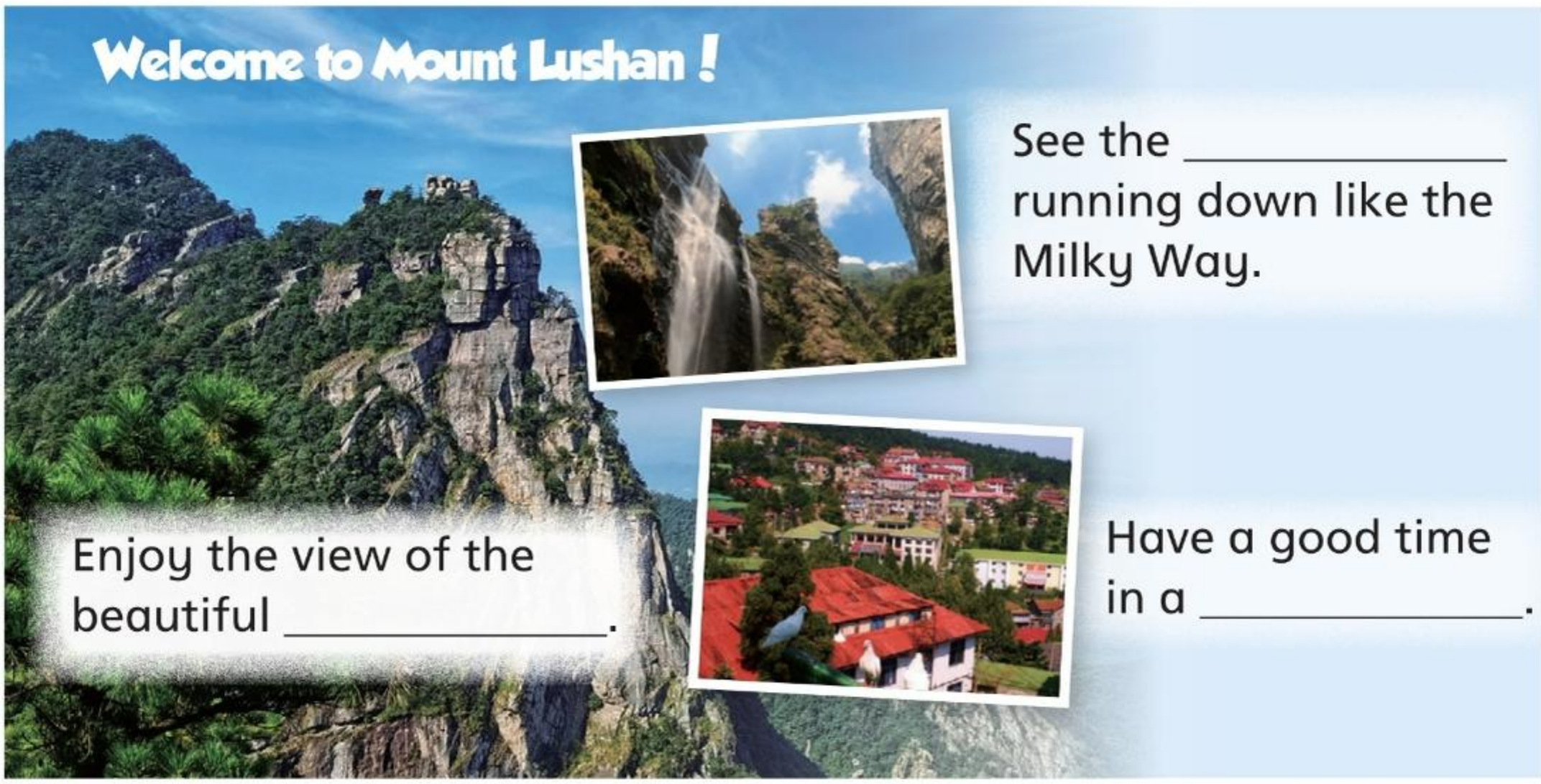

C Read and choose.

a caption	b title
c picture	d heading

1 A great city

2 Beijing

Beijing is the capital of China. You can find many museums, palaces and parks there.

...

3



4 This is the Palace Museum.

1 _____ 2 _____

3 _____ 4 _____

D Answer the question before you read.

What do you know about Yan'an?

A holiday plan



上海教育出版社

Unit 4

Explore

A holiday plan

Shasha: It'll be the school holiday soon! Where shall we go?

Dad: Let's go to Yan'an.

Shasha: How will we get there?

Mum: We'll take the high-speed train.

Jinjin: I love trains! What will we do there?

Dad: We can explore Yan'an Revolutionary Memorial Hall. We'll visit the pagoda on Pagoda Hill. We'll take a bus to visit the Hukou Waterfall. It'll take us about three hours.

Shasha: Where will we stay in Yan'an?

Mum: We'll stay in a cave house!

Jinjin: Wow! Will there be good food?

Dad: Yan'an is famous for deep-fried cakes.

Shasha: It sounds great. I can't wait to go!

上海教育出版社

Welcome to Yan'an

About Yan'an

Yan'an is in Shaanxi Province. It is a wonderful city.

Things to do

See the views on Pagoda Hill

Learn about China's history at Yan'an Revolutionary Memorial Hall

See the Hukou Waterfall on the Yellow River

Stay in a cave house

Enjoy deep-fried cakes

shall
China

What's interesting about the family's holiday plan?

A Read and choose.

a caption b title c picture d heading

1 _____

2 _____

3 _____

4 _____

B Read again and talk.

Where will Shasha's family go for a holiday?

They'll go to Yan'an for a holiday. They'll get there by high-speed train. They'll ...

Think What do you usually do on holiday?

C Listen and chant.

Mountain holiday

Holidays are fun.
Holidays are great.
I'll go to the mountains
On a sunny day.

Will you take a train?
Will you take a plane?
Where will you stay
On your mountain holiday?

Will you see a waterfall?
Will you visit a cave?
When you're at the top,
Don't forget to wave!

Learn

How will you get there? I will get there by train.
Where will you stay? What will you do there?

D Ask and answer.

Where to go: Beijing
How to get there: by train
How long to stay: three days
What to do:
- go to the Great Wall
- go to the Palace Museum
- eat Beijing roast duck

...

?

Where will you go for your holiday?

How will ...?

I'll go to Beijing.

...

Unit 4

Communicate

A Listen and circle. Then say.

Qiqi will go to ... this holiday.
He'll get there by ...
...

Think What's your plan for your next holiday?

B Think and talk.

Making a holiday plan

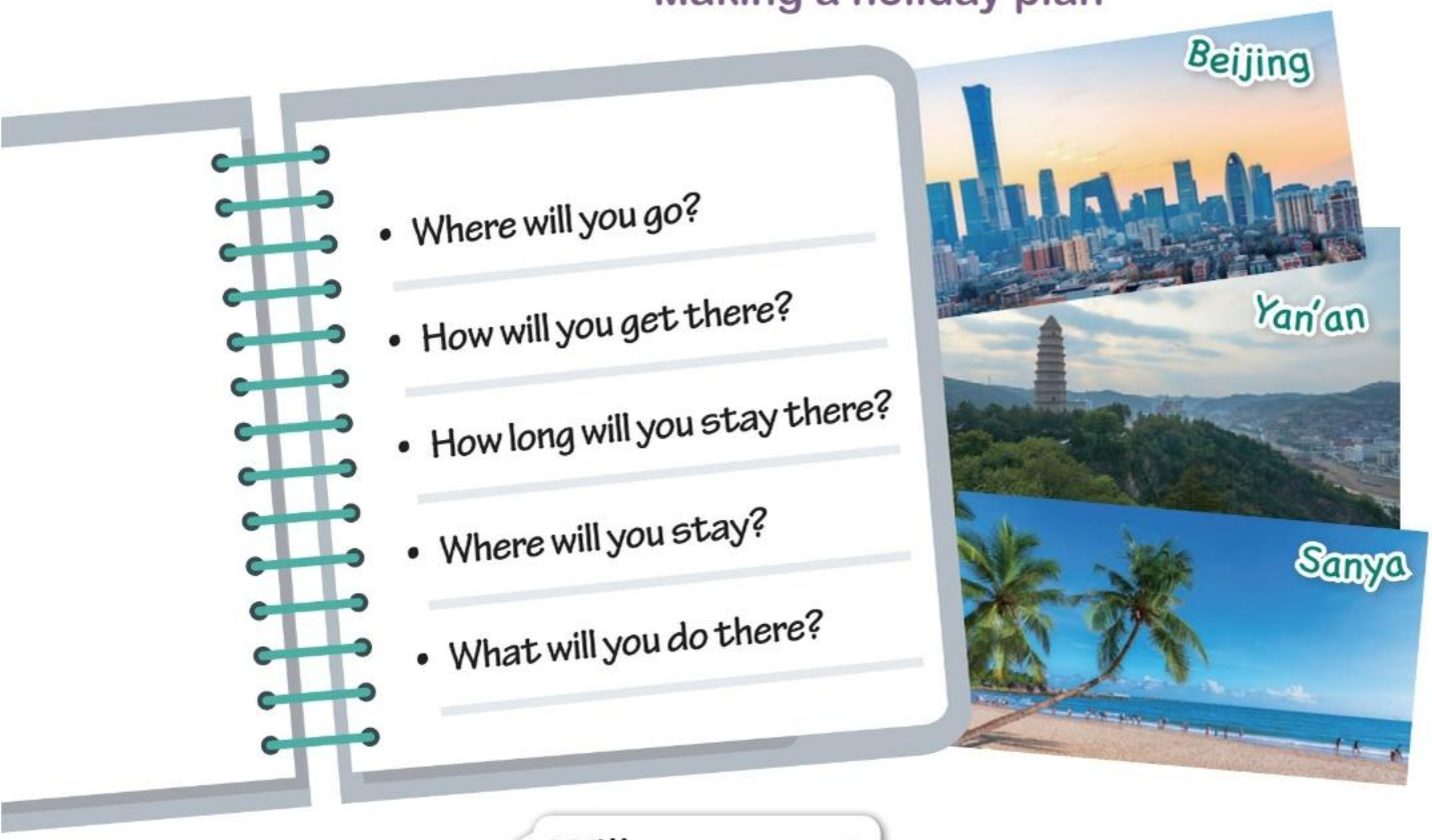

Will you go out this holiday?

Where will you go?

How will you get there? / ...

Yes.

I'll go to ...

I'll ...

C Think and write.

My holiday plan

This holiday, I'll go to _____.

I'll get there _____.

I'll stay there _____.

I'll _____.

_____

Unit 4 Extend *

Holidays up high

Mountains are tall and beautiful. Many people like to visit them on their holidays. Here are three amazing mountains.

Mount Taishan

Mount Taishan is a wonderful mountain in China. Visitors can see caves and waterfalls. The tallest peak is Jade Emperor Peak. Visitors climb it to watch the sunrise.

上海教育出版社

Mont Blanc

Mont Blanc is in France and Italy. In summer, visitors hike in the mountains. In winter, visitors go skiing on the snow.

Mount Qomolangma

Mount Qomolangma is in China and Nepal. It is the world's tallest mountain. It is very hard to climb.

Would you like to spend your holidays in these mountains?

上海教育出版社

Read and write.

Name	Where	Activity	Fun fact
Mount Taishan	in China	watch the sunrise	The tallest peak is Jade Emperor Peak.
Mont Blanc	in France and Italy		
Mount Qomolangma			

Think How does going on holiday make you feel?

Think more about the
Big Question

Unit 5

BIG QUESTION

What are living things?

Get ready

Think What do living things have in common?

A Listen and say.

B Look and complete.

Xiaotan and her dog are eating breakfast. Eating a good breakfast helps them _____ fast. After they get some _____ and _____, they are going to run in the park. Then they will have a rest. They can get some _____ there. This keeps them healthy.

C Read and write.

My toy bear is small and brown. It does not eat or drink. It does not grow.

This baby bear lives in the forest. It is big and brown. It likes eating fruit. It grows fast.

	Toy bear	Baby bear
Is it big or small?		
What colour is it?		
Does it eat or drink?		
Does it grow?		

D Answer the question before you read.

Can you name some living and non-living things?

Living and non-living things

Unit 5

Explore

Living and

We see many things in our world every day. All these things are living or non-living. How are they different?

Living things

A living thing can grow and change.

A plant is a living thing. An animal is a living thing. You are a living thing! Living things need air, food and water.

People and animals can move. They can get food and water from different places. Plants cannot move by themselves. They make their food from sunlight, water and air.

What living things do you see every day?

上海教育出版社

non-living things

Non-living things

A non-living thing does not need air, food or water. A toy is a non-living thing.

A non-living thing does not grow, but it can change. Look at the shoes. How are they different?

A ball can move. Is it a living thing? No, it isn't. It cannot move by itself. It does not grow. Look around you. What non-living things do you see?

All living and non-living things in our world are important. We should take care of them.

water
what

How are living and non-living things different?

A Read, and then tick (✓) or cross (✗).

	Living things		Non-living things
	People and animals	Plants	
grow	✓	✓	✗
change			
need air, food and water			
move by themselves			

B Read again and talk.

What are living and non-living things in the text?

… are living things.
… are non-living things.

What living things do you see every day?

…

Think Can you think of any other differences between living and non-living things?

C Listen and chant.

My doll and me

I can jump up and down.
I can dance all around.
I can eat, and I can drink.
I can talk, and I can think.
I'm a living thing.

My doll can't run or walk.
My doll can't sing or talk.
My doll can't sleep or play.
It's a non-living thing,
But I love it anyway.

Learn

A living thing can grow and change.

A non-living thing does not need air, food or water.

A non-living thing does not grow, but it can change.

D Play a game.

It's a non-living thing. It's brown. It doesn't grow, and it doesn't need food or water. It can't move by itself, but it can change.

It's the ball.

Communicate

A Listen and number. Then say.

Sunflowers are living things. They like sunlight, but they don't need a lot of water.
...

Think What's your favourite living or non-living thing? Why?

B Think and talk.

In the Science Club

Living things	Non-living things
• grow • need food and water …	• do not grow • do not need food or water …

What things are living things?

What things are non-living things?

A … is a living thing. It needs … It …

A … is a non-living thing. It …

C Draw and write.

_____ is a living / non-living thing.

It needs / does not need _____.

It can / cannot _____.

_____

_____

_____

Unit 5

Extend *

Living to non-living

Some living things can become non-living things. Is the boy's straw hat from a living thing?

Wheat grows in fields.

Farmers cut the wheat.

It becomes straw.
The sun dries the straw.

People can make a hat with the straw.

Straw begins as a living thing: wheat. People make it into a hat. The wheat becomes a non-living thing.

Grandma Li has a bamboo steamer. She makes *baozi* in it. How can we make a steamer?

Bamboo can grow very tall.

People cut down the bamboo.

People cut the bamboo into pieces.

People turn the bamboo pieces into a steamer.

Bamboo begins as a living thing. People make a steamer with the bamboo pieces. The bamboo becomes a non-living thing.

Read and order.

Part 1

- [ ] People make a hat with the straw.
- [ ] Wheat grows in fields.
- [ ] Farmers cut the wheat.
- [ ] The sun dries the straw.

Part 2

- [ ] People cut the bamboo into pieces.
- [ ] People cut down the bamboo.
- [ ] People turn the bamboo pieces into a steamer.
- [ ] Bamboo grows tall.

Think What other non-living things come from living things? How are they the same? How are they different?

Think more about the
Big Question

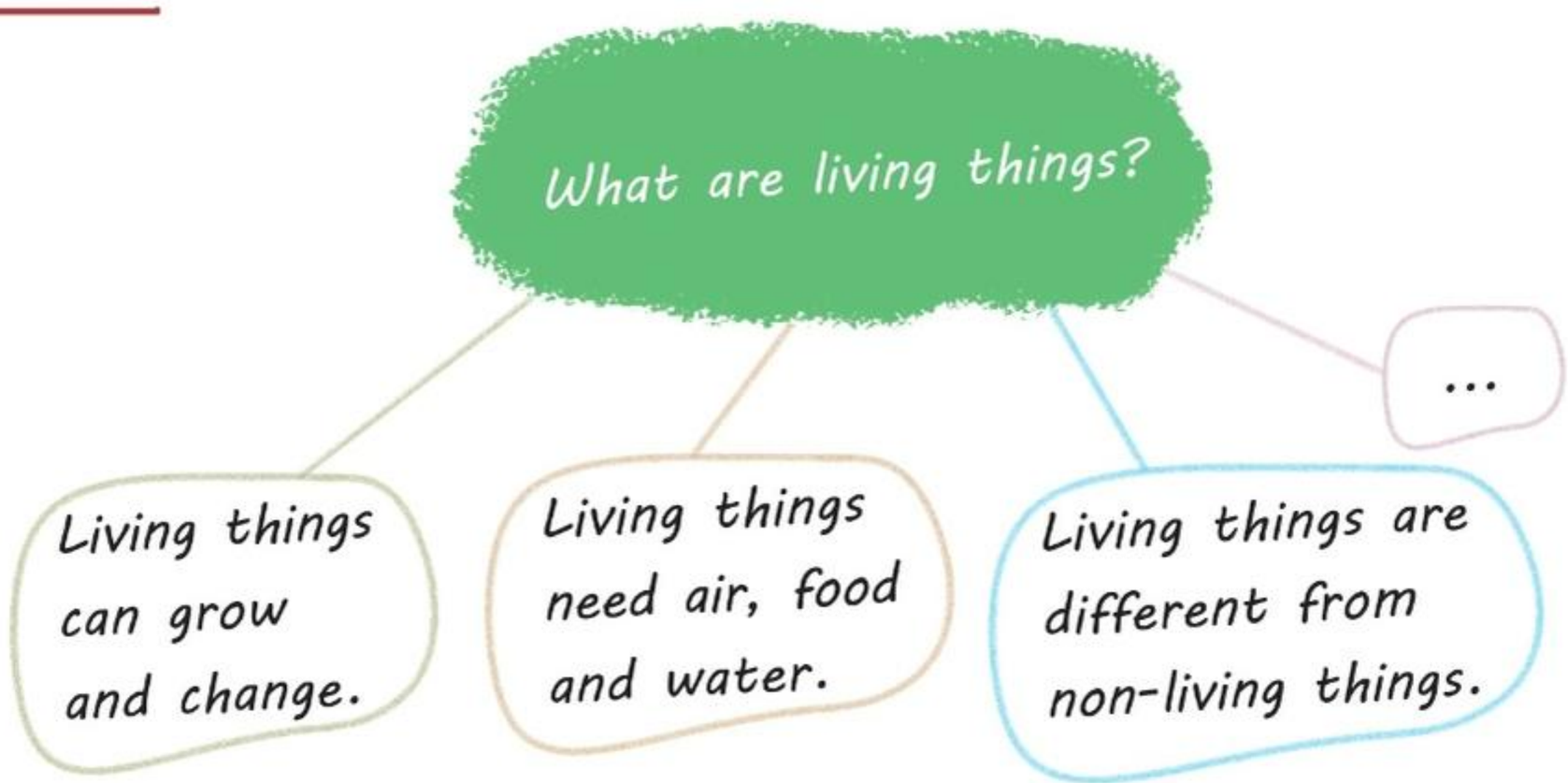

上海教育出版社

Unit 6

BIG QUESTION

Why should we take care of the Earth?

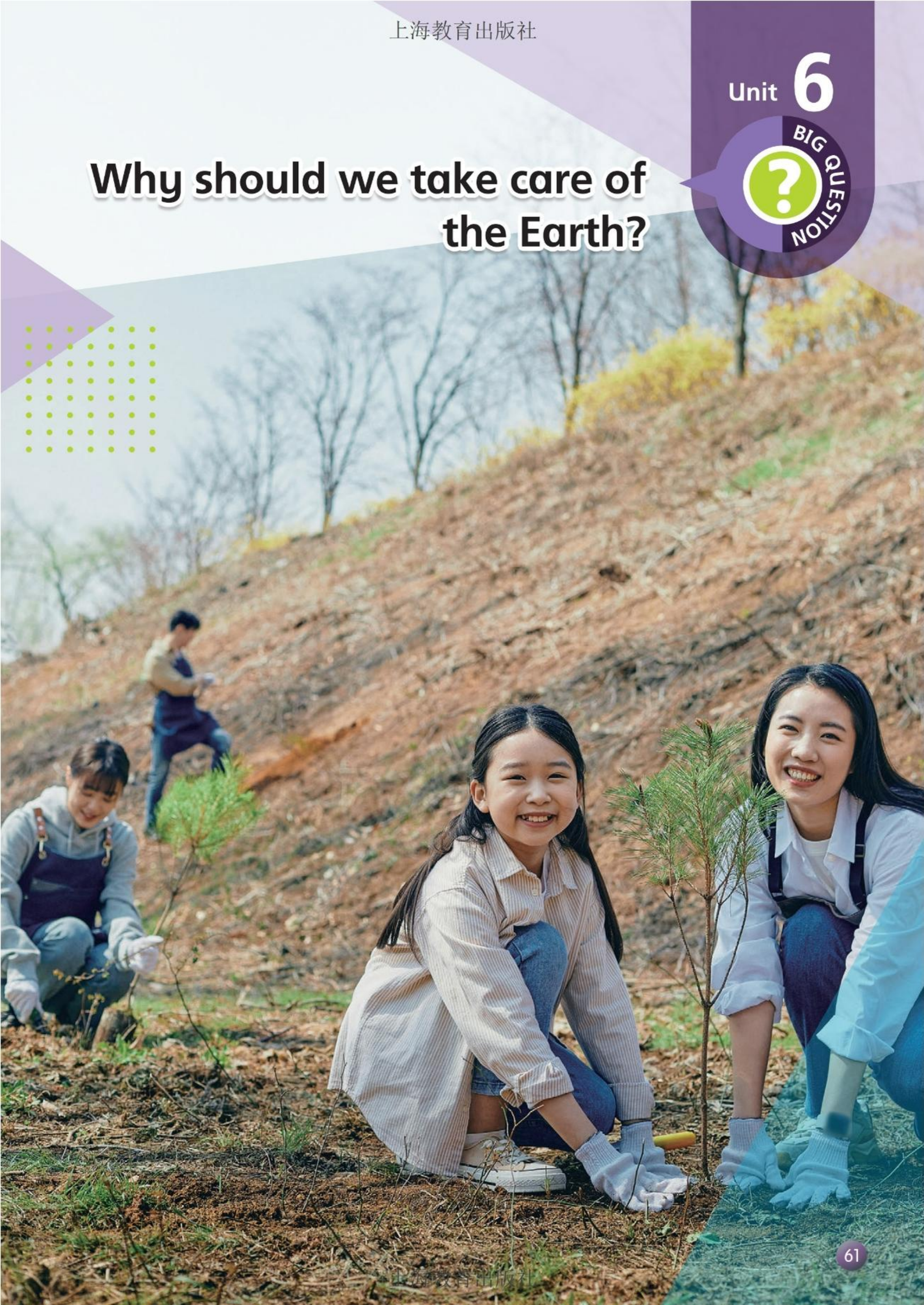

上海教育出版社

Unit 6

Get ready

Think What problems does the Earth have and how can we help it?

A Listen and say.

smoke

dirty

rubbish

recycle

reduce

B Complete the poster.

C Read and write.

Rules in parks help keep parks clean and the animals safe. Here are some rules:

- Put rubbish in the bin.
- Clean up after eating.
- Don't give food to the birds.

We should follow these rules in parks.

1 What is the main idea?

_____

_____

2 What are the details in the text?

_____

_____

D Circle these words in "Natural resources" and guess.

hurt	factories	sick

E Answer the question before you read.

What do you know about natural resources?



Unit 6

Explore

Natural

The Earth gives us important things. We call these things natural resources. Air, water, wood and land are all natural resources.

Why we need natural resources

Living things need clean air and clean water to live. Plants need water and land to grow, and we need plants for food. We also make a lot of things with wood, like paper, chairs and houses.

上海教育出版社

resources

How we hurt our natural resources

We should not hurt our natural resources. We need them to live.

Smoke from cars and factories makes air dirty. Dirty air can make people sick.

Rubbish makes the land and water dirty. We cannot drink dirty water, and we cannot use dirty land.

How we should take care of our natural resources

We should all take care of the Earth's natural resources. Here are some ideas:

- Use things longer.
- Reduce the things we use.
- Recycle our rubbish.

What can we do today?

Why should we take care of our natural resources?

上海教育出版社

A Read and write.

1 The girl has a cold. She is _____.
2 People make goods in these places. They are _____.
3 Strong light can _____ our eyes.

factories
hurt
sick

B Read and write.

Natural resources

Heading 1	Heading 2	Heading 3
Why we need natural resources	_____	_____
Main idea	Main idea	Main idea
_____	We should not hurt our natural resources.	_____
Details	Details	Details
_____	_____	_____

C Read again and talk.

How can we take care of our natural resources?

We should ...

Think How do you take care of our natural resources?

D Listen and chant.

The Earth

All the land and all the sea—
Everything you see ... is me!
The air and wood and water too
Are things that I give to you.
You should recycle and keep me clean.
You shouldn't cut down trees. Keep me green.

Learn

We should recycle things.

We should not hurt our natural resources.

should not → shouldn't

E Choose and say.

Communicate

A Listen and write. Then say.

How can we help the river?

The river near my home:

- Ducks, fish, _____ and other animals live in the river.
- We go for walks and _____ near the river.



My family help clean the river:

- We pick _____ out of the river in the morning.
- We _____ near the river in the afternoon.

by Liu Xin

Liu Xin's family help clean the river near their home. They ...

What should we do in our daily lives to take care of the Earth?

B Think and talk.

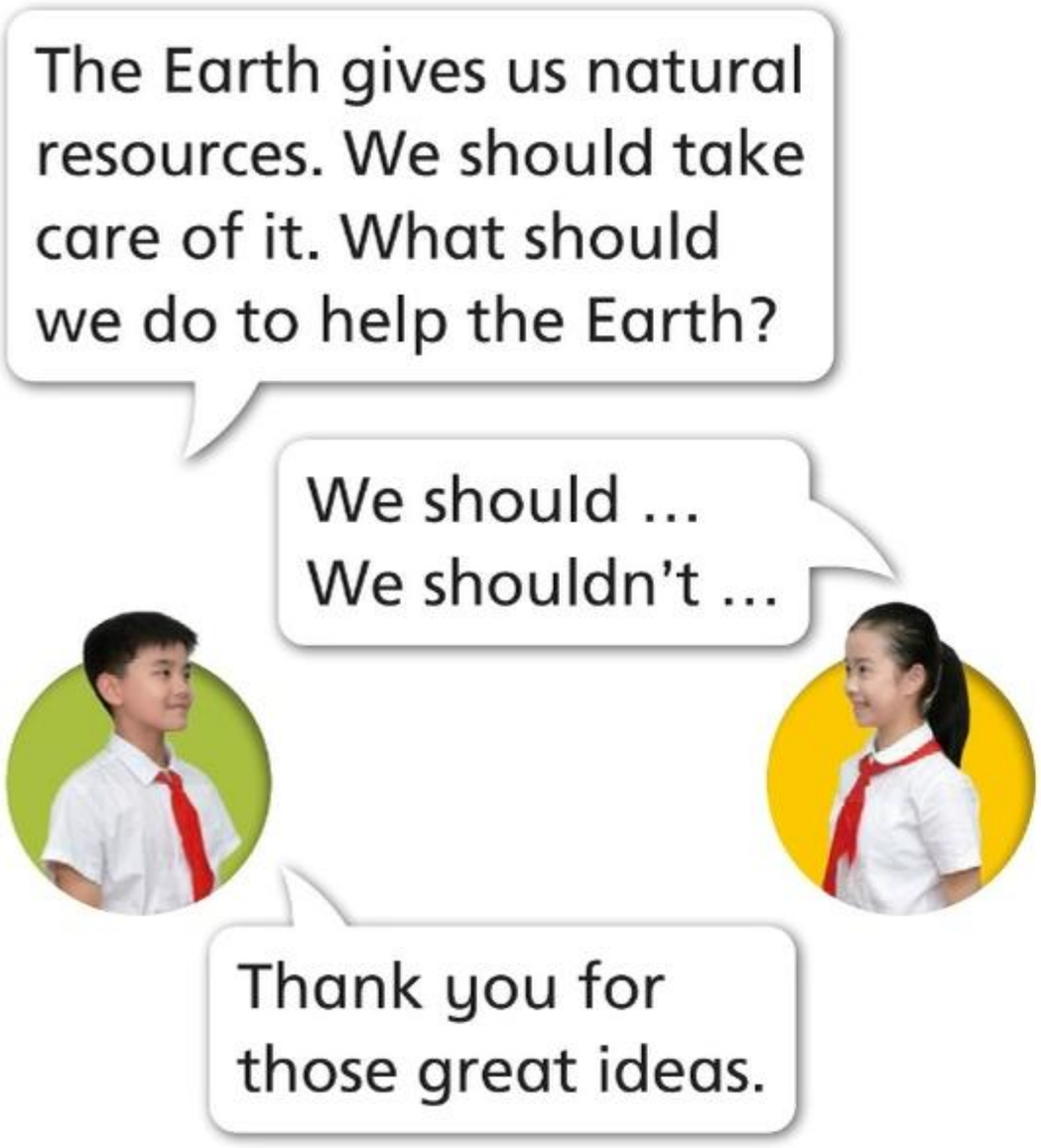

C Think and write.

Let's take care of the Earth

The Earth is important for all of us. It gives us natural resources. It is sick now. Let's help it get better.

We should _____.

We should _____.

We shouldn't _____.

_____

Let's all make the Earth a better place.

Unit 6

Extend *

A juice carton's journey

15th June

I'm an orange juice carton! I'm in a supermarket now!

16th June

How great! A little girl takes me! I think she's going to have a picnic.

17th June

The little girl leaves me on the grass. No! She should put me in the bin! Now, the wind blows me into the lake. I shouldn't be here.

18th June

A man sees me, and he puts me in his boat with a plastic bottle. Yeah! We aren't rubbish now!

19th June

I'm in a bin with other cartons!

Where's my plastic bottle friend?

Oh, he's in a bin with other plastic bottles. I think this is a good place.

20th July

Now I'm in a shop! Yes, people recycled me into a notebook! I'm very happy and excited.

Read and order.

- ☐ The girl takes the juice carton. She leaves it on the grass.
- ☐ The juice carton is in a supermarket.
- ☐ The wind blows the juice carton into the water.
- ☐ People recycle the juice carton into a notebook.
- ☐ A man puts the juice carton in his boat.

Think How does recycling things help the Earth?

Think more about the
Big Question

Why should we take care of the Earth?

- *The Earth gives us natural resources.*
  - *There are different ways to help the Earth.*
- *The natural resources on the Earth are limited.*
  - *We should recycle things.*
- ...

Unit 7

BIG QUESTION

How do we celebrate festivals?

Get ready

A Listen and say.

Chinese festivals

Spring Festival

Lantern Festival

Dragon Boat Festival

Mid-Autumn Festival

B Think and write.

_____

Month: January / February
Weather: cold
Activities: • eat fish and *jiaozi*
• visit relatives

_____

Month: September / October
Weather: cool
Activities: • eat mooncakes
• look at the beautiful moon

_____

Month: May / June
Weather: hot
Activities: • eat *zongzi*
• have a dragon boat race

_____

Month: February / March
Weather: cold
Activities: • eat *yuanxiao*
• watch lanterns

C How do Li Bo and Wu Yan spend the Spring Festival? Read and write the differences.

I'm Li Bo. I live in Guangzhou. At the Spring Festival, we eat rice cakes. I like visiting the flower market.

I'm Wu Yan. I live in Beijing. At the Spring Festival, we eat *jiaozi*. I like doing paper-cutting and watching lion dances.

	Li Bo	Wu Yan
Food		
Activity		

D Answer the questions before you read.

1 Which festival do you think is the biggest for Chinese people?

2 What do people do at this festival?

Unit 7

Explore

Important festivals

新春大吉

To	Katie
Subject	Spring Festival

Dear Katie,

I'm very excited. It'll be the Spring Festival next month. We'll clean our house. This is hard work, but it'll bring good luck. I'll help my grandmother make *jiaozi*. It's my favourite food. Then I'll watch a lion dance with my family. And we'll visit my aunt and uncle. We'll have a big meal together. What festivals do you celebrate?

Yours,
Li Na

This is HARD WORK, but it'll bring GOOD LUCK.

To	Li Na
Subject	Christmas

Dear Li Na,

The Spring Festival sounds fun! In the UK, our main festival is Christmas. About one month before Christmas, we put up a Christmas tree at home. On Christmas Eve, I always put a stocking by my bed. The next morning, there are gifts in it! My grandparents come on Christmas Day. First, we open our gifts. Then, we eat a big meal.

Yours,
Katie

How do the children and their families celebrate festivals?

A Read and write.

What different activities do Li Na and Katie do?

Spring Festival		Christmas
• _____	• visit relatives	• _____
• make *jiaozi*	• have a big meal	• put a stocking by the bed
• _____		• _____

B Read again and talk.

How will Li Na and her family celebrate the Spring Festival?

They'll clean their house. Li Na will …

Think Who do you celebrate the Spring Festival with? What do you usually do?

C Listen and chant.

It's ten o'clock in the morning

It's ten o'clock in the morning.
I'm sitting on a high-speed train.
In one hour, I'll be at my grandma's.
I can't wait to see her again!
She'll have our dinner ready.
My wish is on the way!
I'll greet the New Year with my family.
And we'll have fun for the next few days!

Learn

In one hour, I will be at my grandma's.
It will be the Spring Festival next month.

D Look and say.

Li Na and her classmates' plan for the New Year party

29 Dec. Saturday (today)	30 Dec. Sunday	31 Dec. Monday	1 Jan. Tuesday
think about party games	buy food and drinks	have the party	New Year holiday

Here's Li Na and her classmates' plan for the New Year party. They'll think about party games this afternoon. They'll … tomorrow.
…

Communicate

A Listen and match. Then say.

Making festival cards

Li Binbin

Liu Yue

Zhao Min

a

b



c

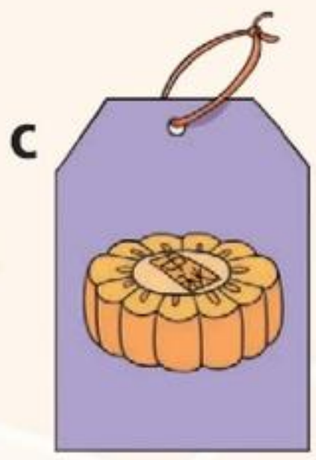

Look at the card with a paper rabbit lantern. It's for the Lantern Festival. People make lanterns at the Lantern Festival.

Think What special activities do people do at different festivals?

B Think and talk.

Festival		
Time or date		
Food		
Activity		

Hey, Tina. What's your favourite festival?

What's your plan for ...?

My favourite festival is ... We usually ...

I'll ...

C Think and write.

Which festival is coming soon? Can you plan a day with your family?

It will be the _____ Festival in _____.

I will _____.

_____

_____

_____

New Year's Day around the world

It will be New Year's Day in two days. How will you celebrate it? Let's find out how people around the world celebrate the New Year. It is always fun and exciting!

China

In China, we celebrate New Year's Day with our family and friends. We relax and have fun. We hope to have a good year.

USA

In the USA, people watch fireworks on New Year's Eve. On New Year's Day, many people watch American football matches.

上海教育出版社

Scotland

In Scotland, people visit their family and friends. They bring a piece of coal for good luck.

Spain

In Spain, people wait for the clock to ring at midnight. They eat 12 grapes—one for each chime.

Read and complete.

In China

Activities:

relax and have fun with family and friends

In the USA

Activities:

_____

In Scotland

Activities:

_____

_____

In Spain

Activities:

_____

_____

Think What activities do people do in different countries on New Year's Day?

Think more about the

Big Question

上海教育出版社

Unit 8

BIG QUESTION

How does music make us feel?

上海教育出版社

Unit 8

Get ready

Think What kinds of music do you know?

A Listen and say.

fast

slow

Learn

fast ⟷ slow

excited

unhappy

B Look, choose and write.

excited　　fast　　unhappy



It is the school concert. Susan is singing. David is playing the guitar. The music is very _____. Kate is playing the drums. Look at Max. He is _____. He likes the music. But Ella is _____. She thinks it is too noisy.

C Read and circle.

Children all over the world play musical instruments. They can have a lot of different feelings when they play. At first, a lot of them feel excited. But then they need to practise every day, and sometimes they think playing music is boring.

Summary:

a Children can have different feelings when they play musical instruments.

b Children all over the world like playing musical instruments.

D Answer the question before you read.

When you want to feel happy, what kind of music do you like to listen to?

How music makes us feel

Unit 8

Explore

How music makes us feel

People around the world enjoy music. Some music is fast, and some is slow. Listen to this piano music. Is it fast or slow?

Zhang Liang listens to slow music at night. Why?

Li Lin listens to fast music in the morning. Why?

Music and feelings

Different music makes us have different feelings. Slow music may make us feel relaxed, and fast music may make us feel excited. The same music can make one person feel happy and another unhappy.

Listen to this flute music. How does it make you feel?

Music and imagination

Music can help us imagine things. With fast music, we may imagine an animal running. With slow music, we may imagine an animal sleeping. Listen. What do you imagine the animals are doing?

Will you listen to music at home today? What are you going to listen to? Why?

Wha(t) do you imagine the animals are doing?

How does different music make us feel?

A Read, choose and write.

Music can help us imagine things.

Music makes us have different feelings.

How music makes us feel

- Music and feelings: _____ _____ _____
- Music and imagination: _____ _____ _____

B Read again and talk.

Zhang Liang listens to slow music at night. Why?

Slow music makes him … He may imagine …

Think How do you feel about different kinds of music?

C Listen and chant.

The concert

Gus plays lots of instruments.
He practises each day.
He makes amazing music.
It's great to hear him play!

Next month there'll be a concert.
Gus is going to play the guitar.
He'll also play the drums.
What talent! He's sure to go far.

Review

There will be a school concert next month.
Will there be a school concert next month?
Gus is going to play the guitar at the concert.
Are you going to take part in the concert?

D Look and talk.

Rainbow Primary School talent show

1 *My best friend* (song) ---------- Lin Jia
2 *Starlight* (piano) ---------- Zhang Liang
3 *The butterfly lovers* (violin) ---------- Li Lin
4 *The moon at night* (*erhu*) ---------- Zhong Yu
5 *Swan Lake* (dance) ---------- Liu Yue

There'll be a school talent show. Are you going to take part in it, Lin Jia?

What are you going to do?

Yes, I am.

I'm going to ...

Communicate

A Listen and write. Then say.

Zhang Liang's favourite music

Music	Type	It makes him ...
_____	soft and slow	It makes him imagine waves in the sea.
pipa	_____	It makes him think of heavy _____ falling on green leaves.
triangles	soft	It makes him imagine gentle _____.

The ... music is soft and slow. It makes Zhang Liang imagine waves in the sea. ...

Think Do you and your friend have the same feeling or imagination when you listen to the same piece of music?

B Think and talk.

What kind of music would you like to listen to?

You are doing exercise.

You are on holiday.

You are going to sleep.

It is New Year's Eve.

You're on holiday. What kind of music would you like to listen to?

Why?

I'd like to listen to …

I like … music. It's …
It'll make me …
I'll imagine …
It's …!

C Think and write.

I will go on a trip with my family.

I am going to listen to _____.

It will make me feel _____ and _____.

It will make me imagine _____.

_____

_____

上海教育出版社

Lisa's flute

Lisa goes to school early for their big concert. Her music teacher finds her. "Eric is sick," Mr White tells Lisa. "You're going to play his part tonight."

Lisa is very worried. She says, "Eric is so good."

Mr White smiles and tells her, "Eric plays well, and so do you."

上海教育出版社

Lisa closes her eyes and plays. But the fast notes are difficult to play. “I can’t play like Eric,” she says.

Mr White plays some music on his computer. The fast notes sound like birds or rain. “That’s beautiful. I’ll play like that one day!”

Mr White smiles. “Lisa, that’s you playing!”

“Really?” asks Lisa.

Mr White laughs. “You work hard and play well, but don’t forget to enjoy the music. You’re a great musician.”

Read and tick.

Which summary is better for each part of the story?

Part 1

- [ ] **a** Lisa is very worried. She does not think she can play like Eric at the concert.
- [ ] **b** Lisa is unhappy. She does not want to play Eric's part at the concert.

Part 2

- [ ] **a** Lisa is very happy. She knows she will play like Eric one day.
- [ ] **b** Mr White tells Lisa to enjoy the music when she is playing.

Think How do you feel when you play or listen to music?

Think more about the
Big Question

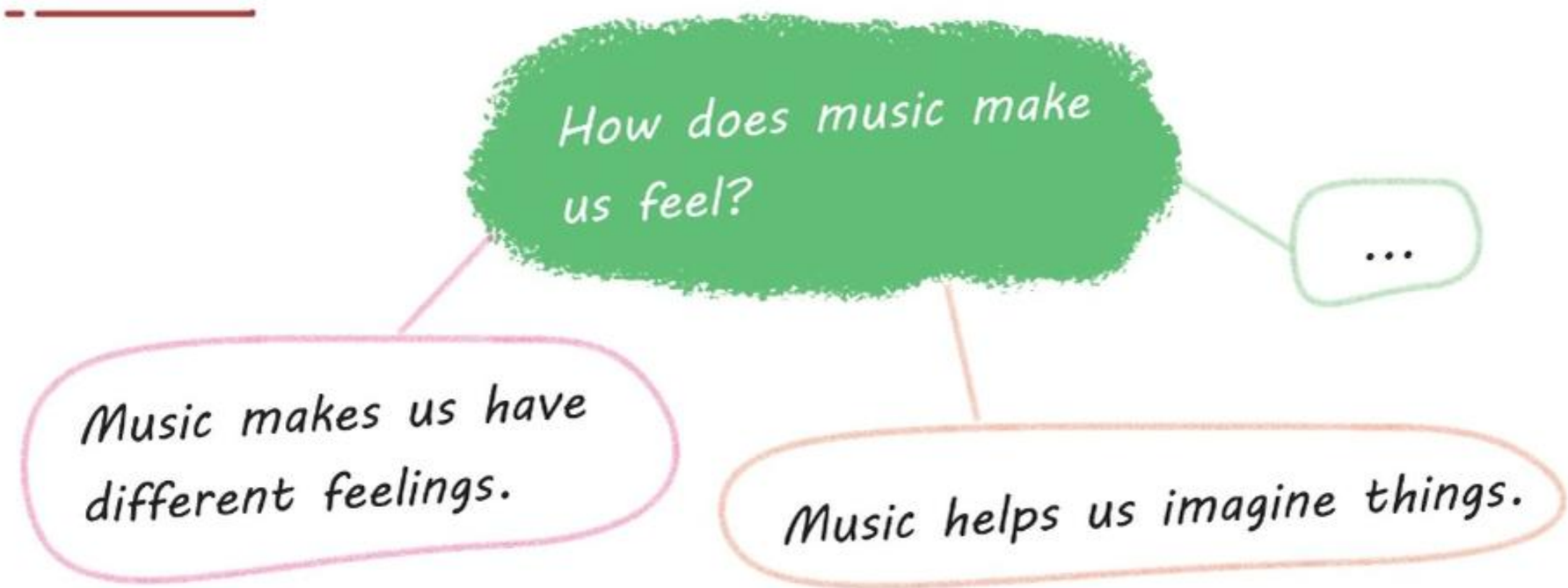

上海教育出版社

Project 1 An interview

Think

1 You are going to interview an adult about his / her holiday plan. What questions will you ask? List the questions.

- Where will you go?
- How will you get there?
- What will you do?

...

Interview

2 Interview an adult.

Write

3 Take notes about the interview.

My interview

Me: Where will you go for holiday, Grandma?

Grandma: Your grandpa and I will go to the country.

Me: Sounds good. What will you do there?

Grandma: We'll do exercise every morning. Your grandpa will go fishing and I'll take photos with my friends. Of course, we'll eat a lot of healthy food.

Me: Great! And how long will you stay there?

Grandma: About two weeks.

上海教育出版社

Introduce

4 Tell the class about the interview.

My grandparents are going to the country. My grandpa will go fishing and my grandma will take photos with her friends.

Share

5 Walk around the classroom. Look at all the notes. Choose one, and then talk about it.

Hi. Can you tell me about your interview?

I interviewed my grandma. She's going to the country with my grandpa. They'll do exercise every morning. My grandpa will go fishing and my grandma will take photos with her friends. They'll eat a lot of healthy food. They'll stay there for two weeks.

Project 2

An Earth Day poster

Think

1 What's the problem on the Earth?

2 How can we help the Earth?

Make

3 Choose a topic.

4 Draw and write.

上海教育出版社

Introduce

5 Talk about your poster.

There's a lot of pollution on the Earth. There's … We should …

Problem	Solution
• Air pollution	• Recycle
• Water pollution	• Save water
…	…

Share

6 Share your poster with your class.

上海教育出版社

Unit checklist

Tick ✓ the boxes. *A. I can do this well.* *B. I can do this.* *C. I need help.*

Unit 1

	A	B	C
I can talk about people's weekend plans.			
I can write an email about my weekend plan.			
I understand that I can do different things at the weekend.			

Unit 2

	A	B	C
I can talk about my living habits.			
I can write some health tips.			
I understand how to keep healthy.			

Unit 3

	A	B	C
I can talk about different countries.			
I can write about a country I want to visit.			
I understand what is fun about different countries.			

Unit 4

	A	B	C
I can talk about my holiday plan.			
I can write about my plans for a holiday.			
I understand what is fun about going on holiday.			

Unit 5

	A	B	C
I can talk about the differences between living and non-living things.			
I can write about a living or non-living thing.			
I understand how living and non-living things are different.			

Unit 6

	A	B	C
I can talk about the things I should and shouldn't do to take care of the Earth.			
I can write about how to take care of the Earth.			
I understand why and how we should take care of the Earth.			

Unit 7

	A	B	C
I can talk about different festivals.			
I can write about a plan for a festival.			
I understand that people around the world celebrate festivals in different ways.			

Unit 8

	A	B	C
I can talk about the music I like in different situations.			
I can write about the music I listen to on a trip.			
I understand that music makes people have different feelings.			

Unit 1

go jogging 去慢跑
go fishing 去钓鱼
do chores 做家务
watch TV 看电视
play with friends 和朋友一起玩
have a picnic 野餐
***busy** 忙碌的
weekend 周末
plan 计划
***early** 早的
***catch** 抓住
***any** 任何
***robot** 机器人
***sock** 袜子
***sweep** 打扫；清扫
warm up 热身
more ... than 超过；比……更……

Unit 2

do exercise 做运动
eat healthy food 吃健康的食物
drink a lot of water 多喝水
get enough sleep 保证充足的睡眠
***strong** 强壮的
poster 海报
***about** 关于
habit 习惯
junk food 垃圾食品
***must** 必须
less 更少的
***hard** 难的
***try** 尝试
lie 躺
stay 保持；待；暂住
***ill** 生病的
a glass of 一杯
Me too. 我也是。

Unit 3

north 北方
south 南方
east 东方
west 西方
capital 首都
museum 博物馆
palace 王宫；宫殿
tourist 游客
***visit** 参观；拜访
northwest 西北
across 穿过
fish and chips 炸鱼薯条
popular 流行的；受欢迎的
wine 葡萄酒
on foot 步行

Unit 4

mountain 山
cave 洞穴
waterfall 瀑布
hotel 酒店
***holiday** 假期
***will** 将；将要
soon 很快；马上
shall （表示将来的可能性）将
high-speed train 高铁
explore 探索
pagoda 塔
cave house 窑洞
***famous** 著名的
deep-fried cake 油炸糕
***wonderful** 令人惊奇的；令人赞叹的
view 景色；风景
It sounds great. 听起来很棒。
I can't wait to go! 我等不及要去了！

注：粗体词和词组为本册核心词汇。加星号（*）词为《义务教育英语课程标准（2022 年版）》规定的二级词。

Unit 5

get sunlight 获取阳光
get food and water 获取食物和水
grow 生长
change 变化
***move** 移动
living 有生命的
non-living 无生命的
thing 东西
***air** 空气
by themselves 独自地；无需外力地
important 重要的
by itself 独自地；无需外力地
look around 环顾

Unit 6

smoke 烟
***dirty** 脏的
rubbish 垃圾
recycle 回收利用
reduce 减少
natural resources 自然资源
***call** 把……叫作
wood 木材
land 土地
***why** 为什么
***clean** 干净的
***hurt** 伤害
factory 工厂
***near** 在……附近
***those** 那些
turn off 关掉

Unit 7

***aunt** 阿姨；姑母；姨母；伯母；舅母；婶母
***uncle** 舅父；叔父；伯父；姑父；姨父
together 一起
celebrate 庆祝
main 主要的
eve 前夕
stocking 长筒袜
visit relatives 拜访亲戚；探亲
eat mooncakes 吃月饼
have a dragon boat race 进行龙舟比赛
watch lanterns 赏花灯
next month 下个月
make *jiaozi* 包饺子
watch a lion dance 观看舞狮表演
have a big meal 吃大餐
put up 搭建；张贴；挂起

Unit 8

***fast** 快的
***slow** 慢的
***excited** 兴奋的
unhappy 不开心的
***feel** 觉得；感到
feeling 感情；情绪
relaxed 放松的
person 人
imagination 想象；想象力
imagine 想象
all over the world 世界各地

Proper nouns

China 中国	p. 26	the Eiffel Tower 埃菲尔铁塔	p. 26
France 法国	p. 26	Big Ben 大本钟	p. 26
UK 英国	p. 26	Venice 威尼斯	p. 27
Paris 巴黎	p. 26	Italy 意大利	p. 27

Suzhou 苏州 p. 27
Asia 亚洲 p. 28
the Great Wall 长城 p. 28
Beijing roast duck 北京烤鸭 p. 28
Europe 欧洲 p. 29
London 伦敦 p. 29
Tower Bridge 伦敦塔桥 p. 29
the British Museum 大英博物馆 p. 29
the Louvre Museum 卢浮宫 p. 29
India 印度 p. 31
Japan 日本 p. 31
Canada 加拿大 p. 31
North America 北美洲 p. 31
Harbin 哈尔滨 p. 32
the Ice and Snow World 冰雪大世界 p. 32
the Northeast Tiger Forest Park 东北虎林园 p. 32
Mount Lushan 庐山 p. 38
the Milky Way 银河 p. 38
Yan'an 延安 p. 40
Yan'an Revolutionary Memorial Hall 延安革命纪念馆 p. 40
Pagoda Hill 宝塔山 p. 40
the Hukou Waterfall 壶口瀑布 p. 40
Shaanxi Province 陕西省 p. 41
the Yellow River 黄河 p. 41
the Palace Museum 故宫博物院 p. 43
Sanya 三亚 p. 45
Spring Festival 春节 p. 74
Lantern Festival 元宵节 p. 74
Dragon Boat Festival 端午节 p. 74
Mid-Autumn Festival 中秋节 p. 74
Christmas 圣诞节 p. 77

后　记

本教材以教育部颁布的《义务教育英语课程标准（2022 年版）》为依据修订编写。

本教材由张春柏教授和施嘉平老师担任主编。祁承辉老师担任三至五年级分册主编。参与本教材编写的有傅璟、叶建军、朱虹、车建琴、陈一明、鲁勤、岳良燕、桂凌俊、郑民军、余晓珍、王红丽、孔琦、陈鹰、曾焕、岳旭、张晴、叶方兴以及上海教育出版社英语教材编辑团队。在保留原教材优势和特色的基础上，本教材的修订编写优化了结构与内容，整合了英语的学科逻辑、教学逻辑与学习逻辑，明确了由体验到理解，由探索到运用，由表达到交流，再到发展核心素养的英语学习路径，以此为基落实立德树人根本任务，全面提升学生的核心素养水平。

本次修订编写工作还得到了国内英语教育、教学、测评等领域专家的鼎力支持和悉心指导。舒白梅教授、汤青老师和朱浦老师审读了本教材内容，提出了专业的学术指导意见和建议。在此，向各位专家和教师表示衷心的感谢！在教材编写完成后，深圳、沈阳、太原、贵阳和芜湖等市的部分学校参加了本教材的试教试用和一线教师审读工作，为教材品质的提升提出了有价值的意见和建议，在此一并表示诚挚的感谢！

欢迎广大师生来电来函指出教材的不足，提出宝贵意见和建议。电话：021–64319241。电子邮箱：jcjy@seph.com.cn。通讯地址：上海市闵行区号景路 159 弄 C 座上海教育出版社 (201101)。

小学《英语》编写组

上海教育出版社

上海教育出版社

上海教育出版社

上海教育出版社

YINGYU

英语

五年级 上册

ISBN 978-7-5720-4495-3

绿色印刷产品

上海教育出版社